

# Examples of What the Help Desk Can assist with

## SCC Hub/Canvas Login Help (*w/ Live links! To Help Desk Site*)

- a) [Retrieve ID# and username](#)
- b) [Reset password](#)
- c) [Multi Factor Authentication and Password Recovery Update](#)
- d) Call us at 402-437-2447 for help!

## Student Resources

- a) Transcript ordering navigation
- b) Update personal information on Self Service
- c) Connect a device to Dorm Network
- d) SCC Open and Eduroam Wireless
- e) MS Office applications and OneDrive installation and sign-in
- f) Respondus Lockdown Browser assistance

## Canvas - *Direct Canvas LINK*

- a) Registration for Canvas Student Tutorial (optional)
- b) Canvas Inbox
- c) Favorites Mode
- d) Issues accessing SCC apps like
  - a) Panopto video
  - b) Office 365 Assignment submission

# What kind of Computer should I get for classes at SCC?

## SCC IT Recommends a **Windows 11 PC**

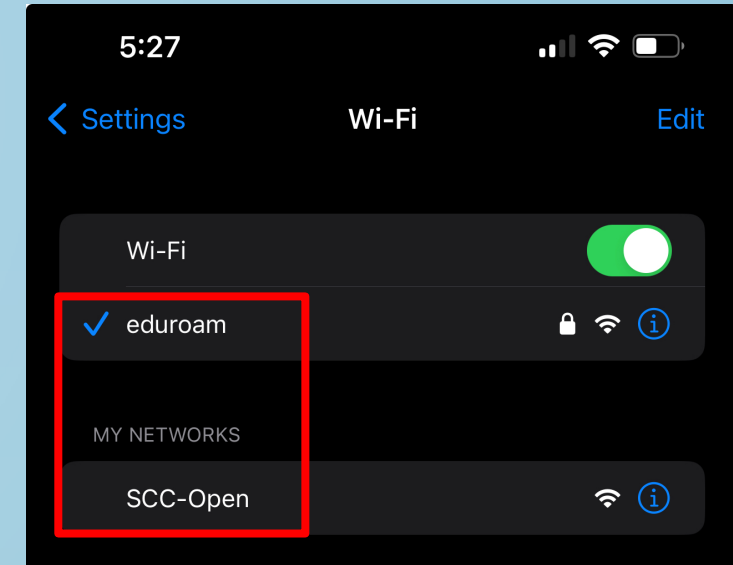
- 4 Gb of RAM Minimum
- 128 Gb Hard Drive Minimum
- Wi-Fi Capable

See more at the SCC Help Desk Website [CLICK HERE](#)

# Connecting to SCC Wifi

HelpDesk Website Link:  
[Connecting to Wi-Fi at SCC](#)

Click **SCC-Open** or **eduroam** in your Network & Internet Settings view and log in with your SCC Hub username and password (Note that Apple MacOS view will be on the top right)

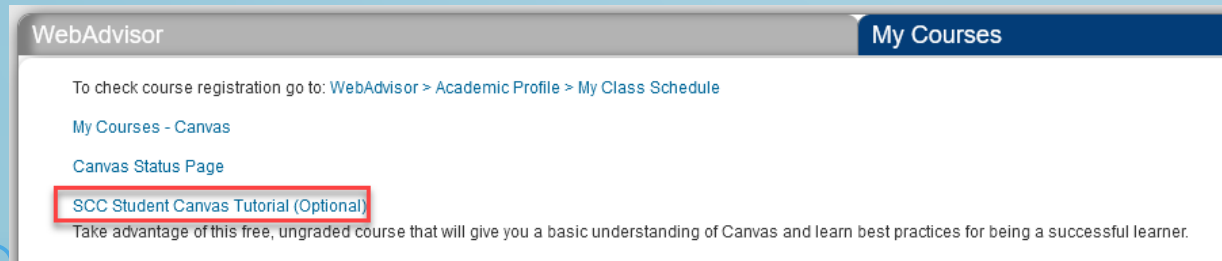


# Canvas- please click on link to see more!

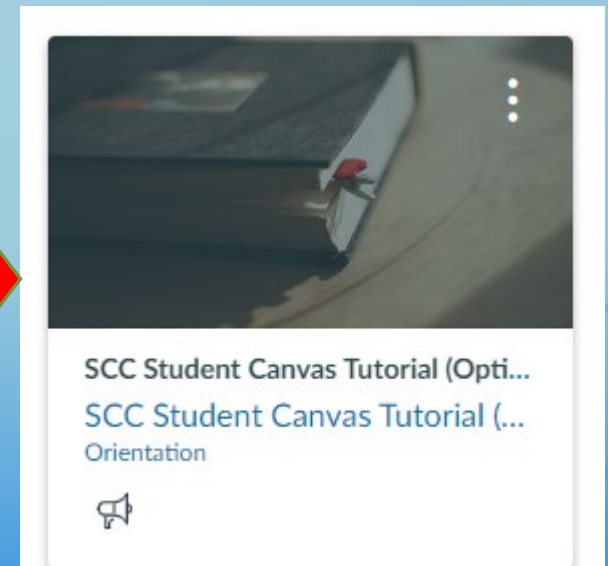
## Canvas Inbox Canvas Navigation

### Canvas Student Orientation

SCC offers an optional orientation course on Canvas. It is located on [The Hub](#) under the MyCourses tab. The orientation course is not graded and you can complete as much, or as little, as you like!



Your course  
will appear  
like this on  
your canvas  
Dashboard!



# SCC MS Office Apps account- please click on the link to see more!

As long as you are a student at SCC, you will have access to the full suite of MS Office Apps to install on up to five devices and a Terabyte (1024 GB) of OneDrive storage

[Microsoft 365 Overview](#)

[MS Office Suite Installation](#)

# OneDrive

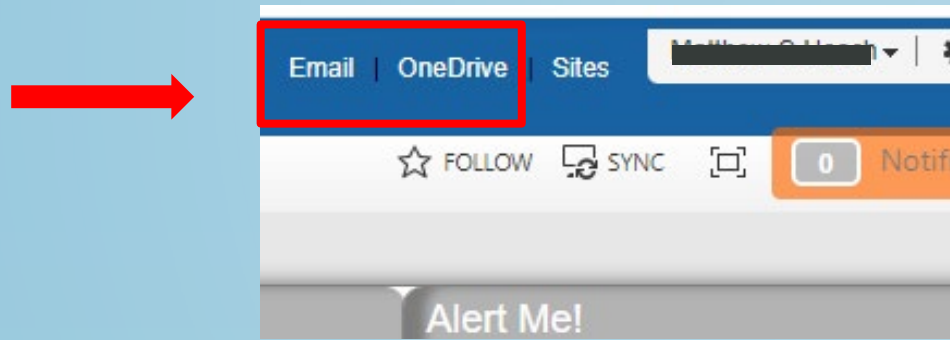
## What does your SCC OneDrive account do?

- OneDrive is your 1024 Gb, SCC-connected cloud storage account
- Can sync with local folders
- Can be web accessed from the Hub ANYWHERE

## Advantages of OneDrive

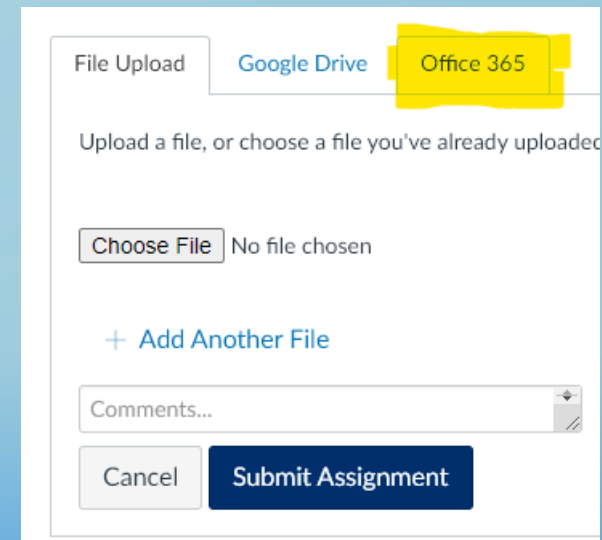
- Access your files anywhere from the Web!
- Sync them to multiple PC's
- Stores files in original formats unlike Google Docs!
- Can submit directly to Canvas assignments from OneDrive

You can view your OneDrive or SCC Email Web Apps by clicking on the links on the top right of your SCC Hub main page:



- The Office 365 option (access via link shown above) gives you the ability access any file in your OneDrive folders to submit a file directly into a Canvas Assignment (**See image on right**)
- The OneDrive installed App lets you sync OneDrive to Windows folders ON your PC
- For a more detailed tutorial, click [How to use your SCC OneDrive Account](#)

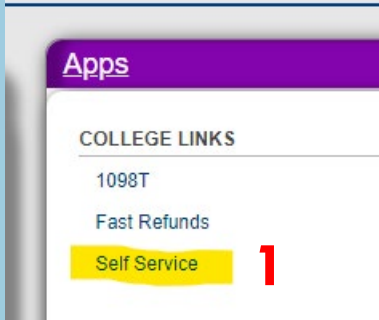
### Office 365 Submission Option in Canvas



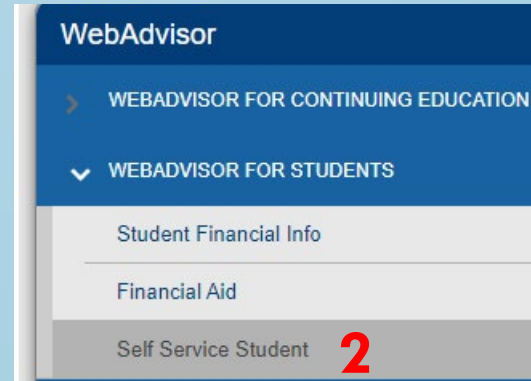
# Self Service

There are many functions you can access from Self Service on the SCC Hub! To access Self Service, you can:

1. Click “Self Service” under the Apps tab on the top right of the Hub main page
2. Some views will require you to click on Webadvisor for Students > Self Service Student



or



**Links to Some Self-Service basics:**



- [Planning and Online Registration](#)
- [Where is my Class Schedule](#)
- [Updating Personal Information using Student Self-Service](#)
- [Transcripts](#)