

Regroup – Emergency Notification System

Southeast Community College uses the Regroup communication service to deliver messages to our faculty, staff, and students during emergencies, campus weather closings, and other important information as needed.

Notifications are sent, based on your primary campus and/or class registration information, to your SCC email address. To receive notifications via text messages, or to add additional e-mail addresses, you must log in to your Regroup account.

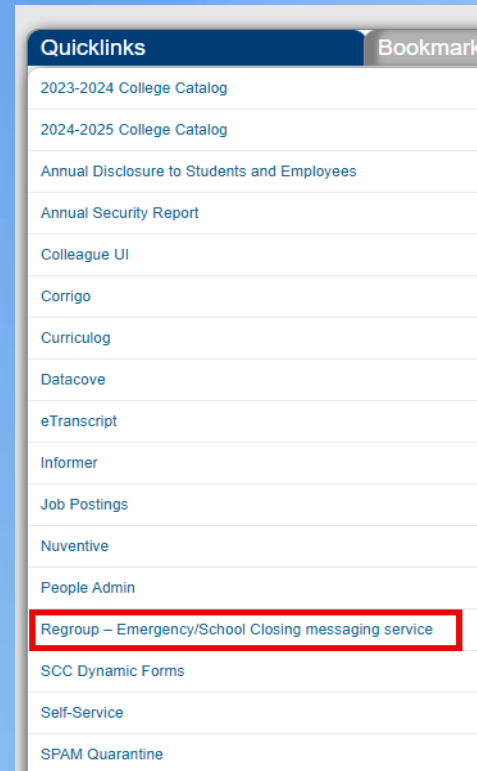
Adding Emails and Phone Numbers

1. Log in at <https://thehub.southeast.edu>

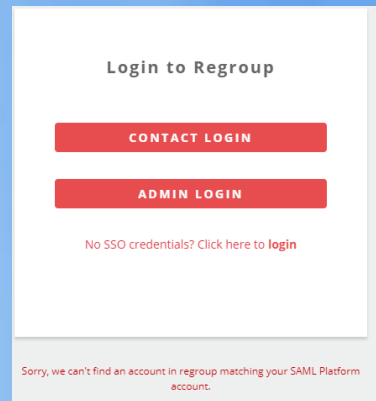
2. Select “Regroup” from the Apps/Bookmarks section along the right of the screen or Quicklinks in some views:



Or



3. Click Contact Login if the following screen presents (you may need to click it twice):



4. Your Southeast email will already be populated. There are options to add additional emails or phone numbers. Click Edit Profile to change the information. The Addresses section is not used.

S Southeast 👤

Contact Profile

Last Updated : May 23rd 2024

Edit Profile

First Name	Last Name	Contact Created	Source Added From
fl123456	fl123456	0123456	Regroup one
Username	Database ID		
fl123456	0123456		

▼ **CONTACT INFORMATION**

First Name*	Last Name
First	Last
Username	Database ID
fl123456	0123456

EMAIL ADDRESS

Primary Email Address

fl123456@southeast.edu Primary Email Receive Email

+ Add another email address


PHONE NUMBERS

🇺🇸 4024372447 Cell SMS/Text Call

Valid

+ Add another phone number

5. Click “Save” in the lower right hand corner after making any changes.


Additional Email Address 

Southeast.Student@gmail.com

Send Email here

+ Add another email address


PHONE NUMBERS

Country Additional Phone Number Type 

Voice Text

I allow Regroup to send me voice and text messages. Standard rates apply.

+ Add new Phone Number

ADDRESSES 

+ Add new User Address

PASSWORD

Change Password

PREFERENCES

This is a business profile

Cancel

6. You will receive a confirmation e-mail with a link to verify the changes. You will not receive notifications unless you confirm your e-mail.

7. There is a “Change Password” link in Regroup. Do not change your password in Regroup.

Deleting A Contact Method

You will continue to receive notifications after graduation. If you would like to stop receiving these messages:

- **Follow steps 1-3 above.**
- **Click the trash can icon next to the contact method you would like to delete.**
- **Click the “Save” button in the lower right hand corner.**

PHONE NUMBERS

Country: United States | Additional Phone Number: 4024713333 | Type: Cell

Voice | Text

I allow Regroup to send me voice and text messages. Standard rates apply.

+ Add new Phone Number

ADDRESSES ?

+ Add new User Address

PASSWORD

Change Password

PREFERENCES

This is a business profile

Cancel | Save